

**Advanced Subsidiary GCE
CHEMISTRY A**

F322 QP

Unit F322: Chains, Energy and Resources

Specimen Paper

Candidates answer on the question paper.

Time: 1 hour 45
minutes

Additional Materials:

Data Sheet for Chemistry (Inserted)
Scientific calculator

Candidate
Name

Centre
Number

--	--	--	--	--


Candidate
Number

--	--	--	--	--

INSTRUCTIONS TO CANDIDATES

- Write your name, Centre number and Candidate number in the boxes above.
- Answer **all** the questions.
- Use blue or black ink. Pencil may be used for graphs and diagrams only.
- Read each question carefully and make sure you know what you have to do before starting your answer.
- Do **not** write in the bar code.
- Do **not** write outside the box bordering each page.
- WRITE YOUR ANSWER TO EACH QUESTION IN THE SPACE PROVIDED.

INFORMATION FOR CANDIDATES

- The number of marks is given in brackets [] at the end of each question or part question.
-  You will be awarded marks for the quality of written communication where this is indicated in the question.
- You may use a scientific calculator.
- A copy of the Data Sheet for Chemistry is provided as an insert with this question paper.
- You are advised to show all the steps in any calculations.
- The total number of marks for this paper is **100**.

FOR EXAMINER'S USE

Qu.	Max.	Mark
1	14	
2	13	
3	15	
4	13	
5	12	
6	16	
7	17	
TOTAL	100	

This document consists of **18** printed pages, **2** blank pages and a *Data Sheet for Chemistry*.

Answer **all** the questions.

1 The table below lists the boiling points of some alkanes.

alkane	number of carbon atoms	molecular formula	boiling point /°C
butane	4	C ₄ H ₁₀	0
pentane	5	C ₅ H ₁₂	36
hexane	6	C ₆ H ₁₄	69
heptane	7	C ₇ H ₁₆	99
octane	8	C ₈ H ₁₈	
nonane	9	C ₉ H ₂₀	152
decane	10	C ₁₀ H ₂₂	175

(a) (i) Predict the boiling point of octane.

..... [1]

(ii) State and explain the trend in the boiling points of these alkanes.

.....

 [2]

(b) Predict the molecular formula of an alkane with 13 carbon atoms.

..... [1]

(c) Long chain alkanes, such as nonane, are cracked into shorter chain alkanes and alkenes.

Write a balanced equation for the cracking of nonane into heptane and ethene.

..... [1]

(d) Straight chain alkanes such as heptane, C₇H₁₆, are processed into branched-chain alkanes and cyclic compounds. These products are required to make petrol burn better in car engines than when using unbranched alkanes.

(i) Draw the skeletal formula of a branched structural isomer of heptane and state its name.

skeletal formula:

name: [2]

- (ii) Write a balanced equation to show the formation of the cyclic compound methylcyclohexane from heptane.

[2]

- (e) Butane, C_4H_{10} , reacts with chlorine to produce a chloroalkane with molecular formula C_4H_9Cl .

The reaction is initiated by the formation of chlorine radicals from chlorine.

- (i) What is meant by the term *radical*?

..... [1]

- (ii) State the conditions necessary to bring about the formation of the chlorine free radicals from Cl_2 .

..... [1]

- (iii) State the type of bond fission involved in the formation of the chlorine radicals.

..... [1]

- (iv) The chlorine radicals react with butane in several steps to produce C_4H_9Cl .

Write equations for the two propagation steps.

.....
..... [2]

[Total: 14]

- 2 Bromobutane, $\text{CH}_3\text{CH}_2\text{CH}_2\text{CH}_2\text{Br}$, can be reacted with hot aqueous sodium hydroxide to prepare butan-1-ol.



- (a) A student reacted 8.72 g of bromobutane with an excess of OH^- . The student produced 4.28 g of butan-1-ol.

- (i) Calculate the amount, in mol, of $\text{CH}_3\text{CH}_2\text{CH}_2\text{CH}_2\text{Br}$ reacted.

$\text{CH}_3\text{CH}_2\text{CH}_2\text{CH}_2\text{Br}$, $M_r = 136.9$

answer = mol [1]

- (ii) Calculate the amount, in mol, of $\text{CH}_3\text{CH}_2\text{CH}_2\text{CH}_2\text{OH}$ produced.

answer = mol [2]

- (iii) Calculate the percentage yield.

Quote your answer to **three** significant figures.

answer = % [1]

(b) In this reaction the hydroxide ion acts as a nucleophile.

(i) What name is given to this type of reaction?

..... [1]

(ii) Explain the term *nucleophile*.

..... [1]

(iii) Outline the mechanism for this reaction.

Show curly arrows and relevant dipoles.

[4]

(c) The butan-1-ol produced in (a) can be analysed by mass spectrometry.

(i) Predict **two** fragment ions that you would expect to see in the mass spectrum of butan-1-ol and state the m/z value of each ion.

.....
..... [2]

(ii) State a use of mass spectrometry outside of the laboratory.

..... [1]

[Total: 13]

[Turn over

BLANK PAGE

PLEASE DO NOT WRITE ON THIS PAGE

SPECIMEN

In the laboratory, ethanol can be oxidised with acidified potassium dichromate(VI).

- (b) The ethanol can be oxidised to form either ethanal, CH_3CHO (**Fig. 3.1**), or ethanoic acid, CH_3COOH (**Fig. 3.2**).

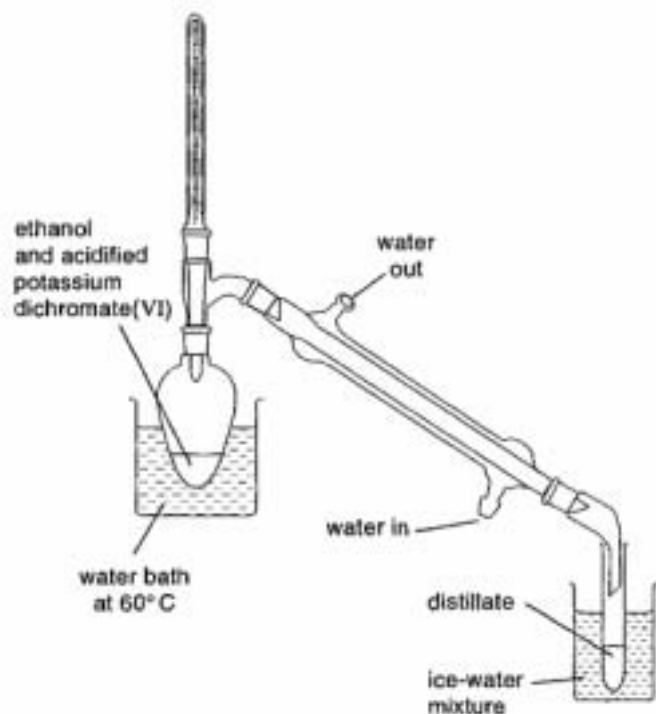


Fig. 3.1

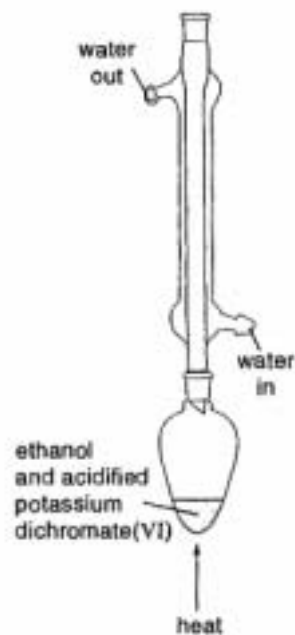


Fig. 3.2

The boiling points of ethanol, ethanal and ethanoic acid are given in the table below.

	$\text{CH}_3\text{CH}_2\text{OH}$	CH_3CHO	CH_3COOH
boiling point / °C	78	21	118

Use this table of boiling points to explain:

- (i) why the organic product is likely to be ethanal if the apparatus shown in **Fig. 3.1** is used,

.....
 [2]

- (ii) why the organic product is likely to be ethanoic acid if the apparatus shown in **Fig. 3.2** is used.

.....
 [2]

- (c) Write a balanced equation for the oxidation of ethanol to ethanoic acid. Use [O] to represent the oxidising agent.

..... [2]

- (d) The ethanal collected using the apparatus shown in **Fig. 3.1** was analysed by infrared spectroscopy.

Use your *Data Sheet* to justify which of the three spectra shown below is most likely to be that of ethanal.

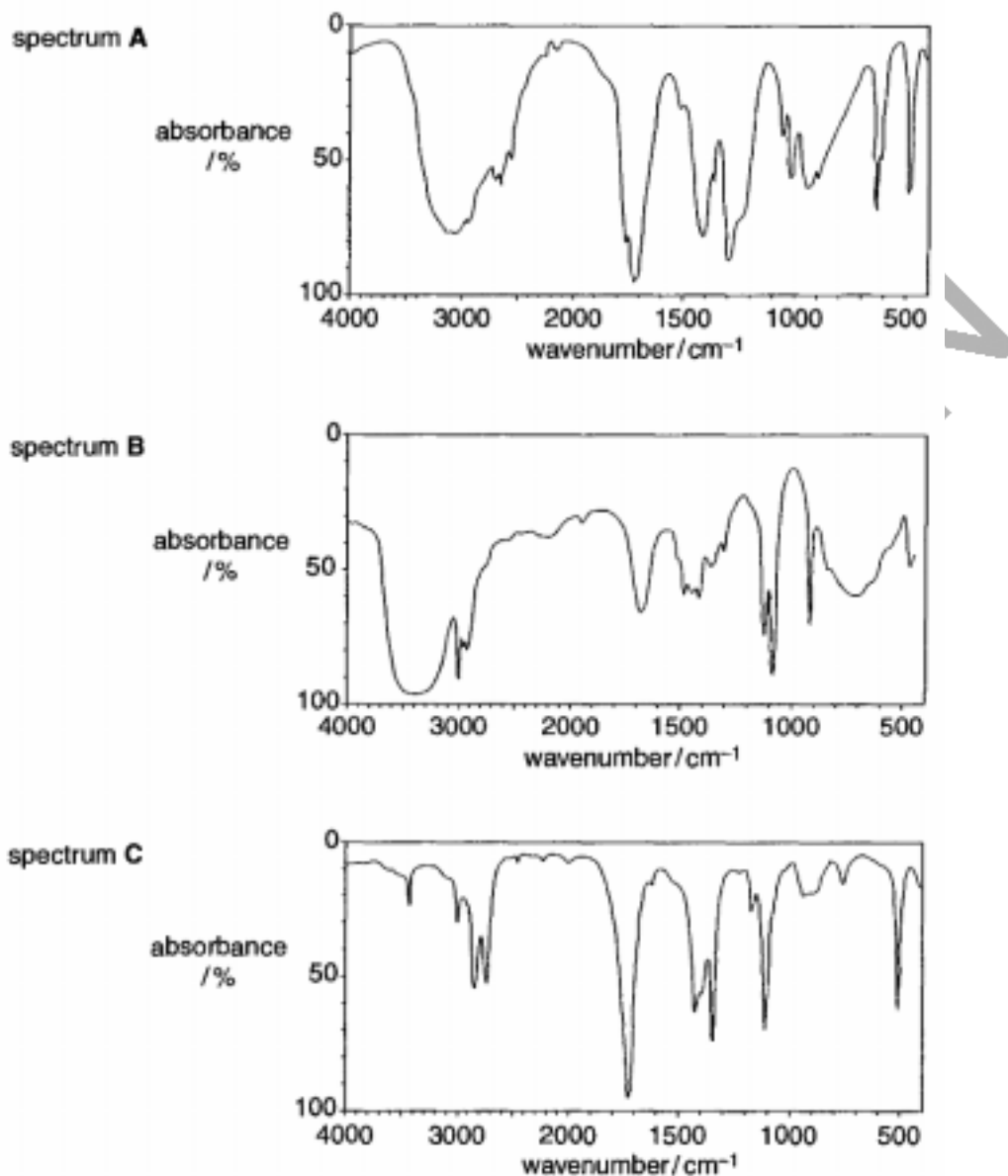


Fig 3.1 © SDBS, National Institute of Science and Technology, 2007

The organic product collected when using the apparatus shown in **Fig. 3.1** is most likely to be that shown by spectrum because

..... [2]

[Total: 15]

[Turn over

4 Enthalpy changes of reaction can be determined indirectly from average bond enthalpies and standard enthalpy changes.

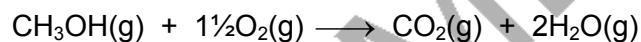
(a) The table below shows the values of some average bond enthalpies.

bond	average bond enthalpy /kJ mol ⁻¹
C-H	+410
O-H	+465
O=O	+500
C=O	+805
C-O	+336

(i) Why do bond enthalpies have positive values?

.....
 [1]


(ii) The equation below shows the combustion of methanol, CH₃OH, in the gaseous state.



Using the average bond enthalpies in the table above, calculate the enthalpy change of combustion, ΔH_c , of gaseous methanol.

$\Delta H_c = \dots\dots\dots$ kJ mol⁻¹ [3]

- (b) Methane reacts with steam to produce carbon monoxide and hydrogen. The equation for this process is given below.



The table below shows the standard enthalpy changes of formation for CH_4 , H_2O and CO .

compound	$\Delta H_f^\ominus / \text{kJ mol}^{-1}$
CH_4	-75
H_2O	-242
CO	-110

- (i) Define the term *enthalpy change of formation*.

.....

 [2]

- (ii) In ΔH_f^\ominus , what are the conditions indicated by the symbol \ominus ?

.....
 [1]

- (iii) Write the equation, including state symbols, that represents the standard enthalpy change of formation for carbon monoxide, CO .

..... [2]

- (iv) Using the ΔH_f^\ominus values in the table above, calculate the enthalpy change for the reaction of methane with steam.



$$\Delta H = \dots\dots\dots \text{kJ mol}^{-1} \quad [3]$$

- (c) State one important manufacturing process in which hydrogen is used.

..... [1]

[Total: 13]

[Turn over

5 Nitrogen dioxide, NO_2 , and dinitrogen tetroxide, N_2O_4 , take part in the following equilibrium.



(a) State Le Chatelier's principle.

.....
.....
..... [2]

(b) Describe, and explain, what would happen to the position of the $\text{NO}_2/\text{N}_2\text{O}_4$ equilibrium if the following changes are made.

(i) The temperature is increased.

.....
.....
..... [2]

(ii) The pressure is increased.

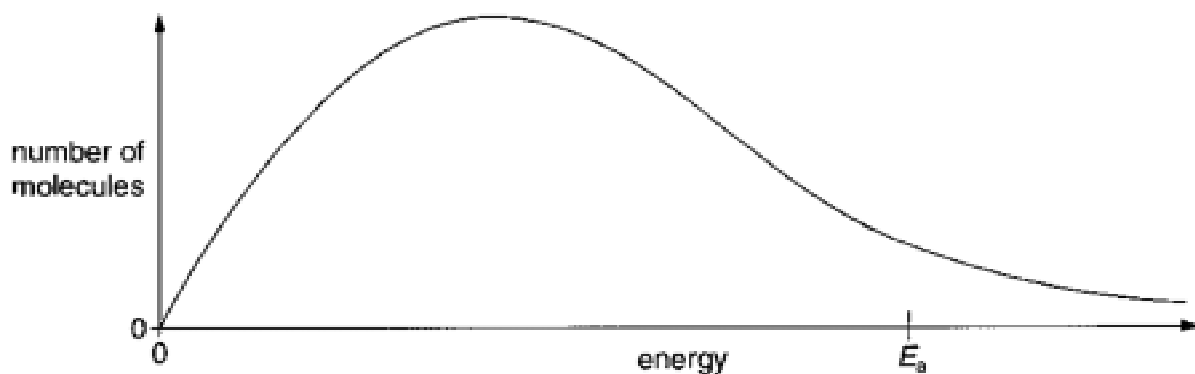
.....
.....
..... [2]

(iii) A catalyst is added.

.....
..... [2]

SPECIMEN

- (c) The diagram below shows the energy distribution of molecules at a particular temperature. E_a represents the activation energy of the reaction.



- (i) On the diagram, draw a second curve to represent the energy distribution of the same number of molecules at a higher temperature. [2]
- (ii) Using your completed diagram, explain how an increase in temperature causes the rate of reaction to increase.

.....

.....

.....

..... [2]

[Total: 12]

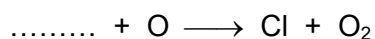
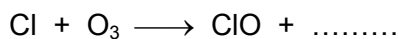
[Turn over

6 CFCs and carbon dioxide affect the Earth's atmosphere.

- (a) CFCs form chlorine radicals, Cl, in the atmosphere. Chlorine radicals are one of the factors responsible for depleting the ozone layer in the stratosphere.

The equations below represent two steps that occur during this process.

Complete these equations and construct an overall equation for the reaction.



.....overall equation [2]

- (b) Concern about the consumption of fossil fuels and excessive emissions of carbon dioxide from cars has led to moves to cut down on car usage.

- (i) Heptane, C_7H_{16} , is a component in petrol.

Construct a balanced equation for the complete combustion of heptane.

..... [2]

- (ii) Gases such as CO_2 contribute towards the 'Greenhouse Effect'.

What happens to CO_2 molecules in this process?

.....
..... [2]

- (c) Two workers decide to car-share on a 25 mile journey to work and back. On this journey, each of their cars uses petrol equivalent to 2.0 kg of heptane.

Assuming such car-sharing, use your equation from **b(i)** to:

- (i) calculate the amount, in mol, of heptane, C_7H_{16} , saved;

[2]

- (ii) calculate the energy saved ($\Delta H_c^\ominus [\text{C}_7\text{H}_{16}] = -4817 \text{ kJ mol}^{-1}$);

[1]

- (iii) calculate the decrease in volume of $\text{CO}_2(\text{g})$ emitted into the atmosphere.

Assume that the conditions are the same as room temperature and pressure.

[2]

(d) Compound **X** is an atmospheric pollutant emitted from fuel combustion of petrol and diesel vehicles. Compound **X** is a potent human carcinogen.

- Analysis of compound **X** showed the following percentage composition by mass: C, 88.89%; H, 11.1%.
- Mass spectrometry showed a molecular ion peak at $m/z = 54$.
- Compound **X** reacts with H_2 in the presence of a nickel catalyst in a 1 : 2 molar ratio.

Analyse and interpret this information to determine a possible structure for compound **X**.

Show all your working.

SPECIMEN

[5]

[Total: 16]

[Turn over

SPECIMEN

Copyright Acknowledgements:

Sources

Fig 3.1 © SDBS, National Institute of Science and Technology, 2007

Permission to reproduce items where third-party owned material protected by copyright is included has been sought and cleared where possible. Every reasonable effort has been made by the publisher (OCR) to trace copyright holders, but if any items requiring clearance have unwittingly been included, the publisher will be pleased to make amends at the earliest opportunity.

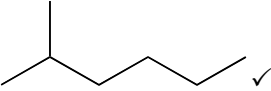
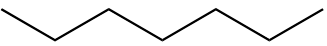
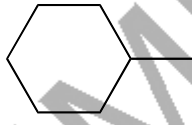
OCR is part of the Cambridge Assessment Group. Cambridge Assessment is the brand name of University of Cambridge Local Examinations Syndicate (UCLES), which is itself a department of the University of Cambridge.

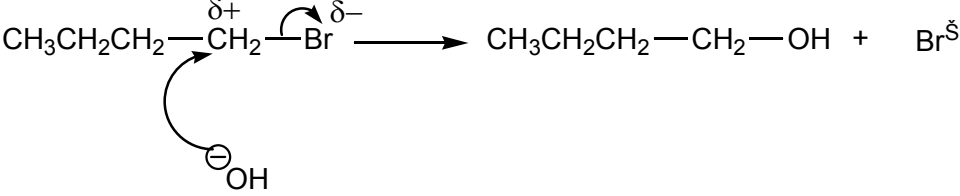

© OCR 2007

SPECIMEN

The maximum mark for this paper is **100**.

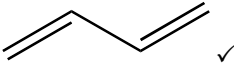
SPECIMEN

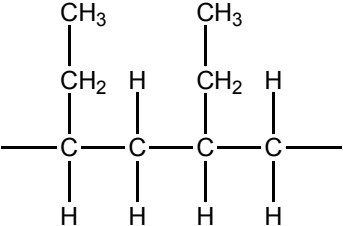
Question Number	Answer	Max Mark
1(a)(i)	120–130 ✓	[1]
(ii)	boiling point increases with increase in M_r /molecular formula/number of carbon atoms/chain length ✓ more intermolecular forces/electrons/surface area/ surface interactions/van der Waal forces ✓	[2]
(b)	$C_{13}H_{28}$ ✓	[1]
(c)	$C_9H_{20} \rightarrow C_7H_{16} + C_2H_4$ ✓	[1]
(d)(i)	Any branched isomer of heptane with correct name, e.g.  ✓ 2-methylhexane ✓	[2]
(ii)	 \rightarrow  + H_2 ✓	[2]
(e)(i)	species with an unpaired electron ✓	[1]
(ii)	uv (light)/high temperature/min of 400 °C/sunlight ✓	[1]
(iii)	homolytic (fission) ✓	[1]
(iv)	$C_4H_{10} + Cl\cdot \rightarrow C_4H_9\cdot + HCl$ ✓ $C_4H_9\cdot + Cl_2 \rightarrow C_4H_9Cl + Cl\cdot$ ✓	[2]
2(a)(i)	$8.72/136.9 = 0.0637 \text{ mol}$ ✓	[1]
(ii)	M_r butan-1-ol = 74(.0) ✓ moles = $4.28/74.0 = 0.0578 \text{ mol}$ ✓	[2]
(iii)	$0.0578/0.0637 \times 100 = 90.7\%$ ✓	[1]

Question Number	Answer	Max Mark
(b)(i)	substitution/hydrolysis ✓	[1]
(ii)	electron pair donor ✓	[1]
(iii)	 <p>correct dipole ✓ curly arrow from the O in the OH- to C in the CH₂ ✓ curly arrow to show movement of bonded pair in the C-Br bond ✓ Br⁻ as a product ✓</p>	[4]
(c)(i)	Any two realistic fragments, e.g. CH ₃ ⁺ : 15; C ₂ H ₅ ⁺ : 29; C ₃ H ₇ ⁺ : 43; C ₄ H ₉ ⁺ : 57; OH ⁺ : 17, etc. ✓✓ Do not penalise missing charge.	[2]
(ii)	breathalysers/monitoring of air pollution, MOT emission testing, etc. ✓	[1]
3(a)	<p>Availability of starting materials: availability sugar is renewable because it can be grown ✓ ethane is finite because it is obtained by processing of crude oil ✓</p> <p>energy: fermentation: energy is required for distillation/ hydration: energy is required to generate steam ✓</p> <p>atom economy and waste products: atom economy for fermentation < atom economy hydration ✓ In fermentation, CO₂ is produced in addition to ethanol/ethanol is not the only product ✓ In hydration, ethanol is the only product/hydration is an addition reaction ✓ Atom economy of fermentation could be increased by finding a use CO₂ ✓</p> <p> Atom economy linked to a chemical equation to show that hydration has 100% atom economy/fermentation has 51% atom economy ✓</p>	[7max]

Question Number	Answer	Max Mark
(b)(i)	(volatile components) can escape/distil out✓ ethanal is most volatile/bpt less than 60 °C/partial oxidation✓	[2]
(ii)	(volatile components) cannot escape/ refluxed✓ complete oxidation will be achieved/oxidised to the acid ✓	[2]
(c)	$C_2H_5OH + 2[O] \longrightarrow CH_3COOH + H_2O$ C_2H_5OH , $2[O]$ and CH_3COOH ✓ rest of equation ✓	[2]
(d)	spectrum C: only shows absorption at 1700 cm^{-1} for the $C=O$ ✓ the other two spectra contain the OH group absorption at approx 3000 cm^{-1} ✓	[2]
4(a)(i)	bond breaking is endothermic/ energy has to be put in to break a bond ✓	[1]
(ii)	bonds broken: $3(C-H) + (C-O) + (O-H) + 1.5(O=O) = 2781\text{ kJ}$ ✓ bonds made: $2(C=O) + 4(O-H) = 3470\text{ kJ}$ ✓ $\Delta H_c = -689\text{ (kJ mol}^{-1}\text{)}$ ✓	[3]
(b)(i)	(heat/energy change) when 1 mole of substance is formed ✓ from its elements ✓	[2]
(ii)	1 atm/101 kPa and a stated temperature/ $25^\circ\text{C}/298\text{ K}$ ✓	[1]
(iii)	$C(s) + \frac{1}{2}O_2(g) \rightarrow CO(g)$ balanced equation forming 1 mol CO ✓ state symbols ✓	[2]
(iv)	cycle drawn/sum of $\Delta H(\text{products}) - \Delta H(\text{reactants})$ ✓ $-75 - 242 + x = -110$ ✓ $\Delta H = (+)207\text{ kJ mol}^{-1}$ ✓	[3]
(c)	production of margarine/ammonia/Haber process ✓	[1]

Question Number	Answer	Max Mark
5(a)	when the conditions on a system in equilibrium are changed ✓ the equilibrium moves to minimise the effects of the change/ counteract/ resist/ oppose the change ✓	[2]
(b)(i)	equilibrium moves towards LHS/ towards NO ₂ ✓ forward reaction is exothermic/ reverse reaction is endothermic ✓	[2]
(ii)	equilibrium moves towards RHS/ towards N ₂ O ₄ (1) fewer moles on RHS (1)✓	[2]
(iii)	no change in equilibrium position ✓ catalyst speeds up forward and reverse reactions by same amount ✓	[2]
(c)(i)	curve displaced to the right ✓ maximum is lower ✓	[2]
(ii)	area under curve exceeding E _a = number of molecules that can react ✓ at higher temperature, area under curve > E _a is greater so more can react ✓	[2]
6(a)	O ₂ ClO ✓ (both needed) O ₃ + O → 2O ₂ ✓	[2]
(b)(i)	C ₇ H ₁₆ + 11½ O ₂ → 7CO ₂ + 8H ₂ O products ✓ balance ✓	[2]
(ii)	absorb IR ✓ C=O bonds vibrate. ✓	[2]
(c)(i)	M _r C ₇ H ₁₆ = 100 ✓ amount = 2000/100 = 20 mol ✓	[2]
(ii)	energy saved = 20 x 4817 = 9634 kJ ✓	[1]
(iii)	moles CO ₂ = 7 x 20 = 140 mol ✓ decrease in CO ₂ = 140 x 24 = 3360 dm ³ ✓	[2]

Question Number	Answer	Max Mark
(d)	<p>mole ratio = $88.89/12 : 11.1/1 = 7.41 : 11.1$ ✓ empirical formula = C_2H_3 ✓ relative mass of $C_2H_3 = 27$. $M_r = 2 \times 29$ so molecular formula = C_4H_6 ✓ X reacts with 2 mol H_2 so there are 2 double bonds ✓</p> <p>Possible structure = 1,3-butadiene /</p> 	[5]
7(a)	<p>structural isomerism: structural isomers: same molecular formula, different structural formula ✓ structural isomers of but-1-ene: but-2-ene ✓ and methylpropene ✓</p> <p>geometric isomerism $C=C$ prevents rotation of the double bond ✓ each C in the $C=C$ double bond bonded to 2 different atoms or groups ✓ ✎ a clear statement that links non-rotation of the double bond to the idea of groups being trapped on one side of the double bond ✓</p> <p><i>cis</i> but-2-ene clearly identified ✓ <i>trans</i> but-2-ene clearly identified ✓</p>	[7]
7 (b) 1st bullet	<p>product: $CH_3CH_2CHBrCH_2Br$ ✓ equation: $CH_3CH_2CH=CH_2 + Br_2 \longrightarrow CH_3CH_2CHBrCH_2Br$ ✓</p> <p>products: $CH_3CH_2CHBrCH_3$ and $CH_3CH_2CH_2CH_2Br$ ✓ (or statement that 2-bromo- is formed) equation: $CH_3CH=CHCH_3 + HBr \longrightarrow CH_3CH_2CHBrCH_3$ ✓ (<i>i.e.</i> for one product)</p> <p>products: $CH_3CH_2CHOHCH_3$ and $CH_3CH_2CH_2CH_2OH$ ✓ (or statement that 2-ol is formed) equation: $CH_3CH=CHCH_3 + H_2O \longrightarrow CH_3CH_2CHOHCH_3$ ✓ (<i>i.e.</i> for one product)</p>	[6]

Question Number	Answer	Max Mark
7 (b) 2nd bullet	 <p>1 mark for skeleton with two repeat units ✓ 1 mark for correct groups on side chains ✓</p>	[2]
7 (b) 3rd bullet	two ✓✓ from energy from incineration development of biodegradable polymers cracking of waste polymers	[2]
Paper Total		[100]

Assessment Objectives Grid (includes QWC)

Question	AO1	AO2	AO3	Total
1(a)(i)		1		1
1(a)(ii)	2			2
1(b)		1		1
1(c)		1		1
1(d)(i)	2			2
1(d)(ii)		2		2
1(e)(i)	1			1
1(e)(ii)	1			1
1(e)(iii)	1			1
1(e)(iv)		2		2
2(a)(i)		1		1
2(a)(ii)		2		2
2(a)(iii)		1		1
2(b)(i)	1			1
2(b)(ii)	1			1
2(b)(iii)	2	2		4
2(c)(i)		2		2
2(c)(ii)	1			1
3(a)	4	3		7
3(b)(i)			2	2
3(b)(ii)			2	2
3(c)		2		2
3(d)			2	2
4(a)(i)	1			1
4(a)(ii)		3		3
4(b)(i)	2			2
4(b)(ii)	1			1
4(b)(iii)		2		2
4(b)(iv)		3		3
4(c)	1			1
5(a)	2			2
5(b)(i)		2		2
5(b)(ii)		2		2
5(b)(iii)		2		2
5(c)(i)	2			2
5(c)(ii)	2			2
6(a)		2		2
6(b)(i)		2		2

Question	AO1	AO2	AO3	Total
6(b)(ii)	2			2
6(c)(i)		2		2
6(c)(ii)		1		1
6(c)(iii)		2		2
6(d)			5	5
7(a)	7			7
7(b1)	3	3		6
7(b2)	1	1		2
7(b3)	2			2
Totals	42	47	11	100

SPECIMEN

SPECIMEN

SPECIMEN

SPECIMEN